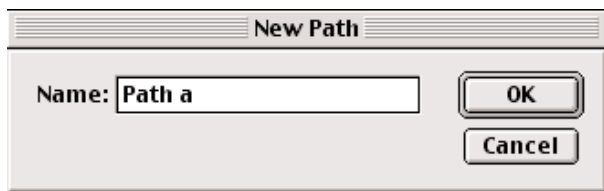


Saving Photoshop EPS file with clipping path

Problem: Selected clipping path around an object not showing in Quark or Pagemaker.

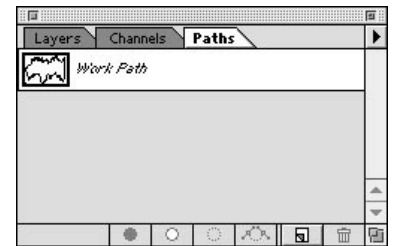
This problem results from not saving your clipping path correctly.

After you make a work path, you should highlight the path. This work path will be in an italicized face.

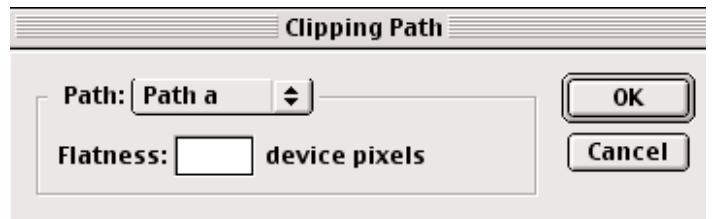


the path then
will turn to
outline type.

Under paths, pull
out and save path —
give it a name
such as path a.



While still highlighted, pull out and select
clipping path. When you name it (Path a),



When the file is saved as an eps, the clipped path will be the only item showing when imported into a different application.